




DODGE GRIP TIGHT® BALL BEARINGS





DODGE
GRIP TIGHT
ADAPTER

DODGE GRIP TIGHT® ADAPTER...

WITH ALL ITS ADVANTAGES, WHY CONSIDER ANYTHING ELSE?

DODGE® proudly presents a totally different ball bearing with a name that says it all: GRIP TIGHT Adapter.

With its patent pending pull/push adapter system, fully concentric 360° inner ring, and completely interchangeable housing design, the new DODGE GRIP TIGHT Adapter ball bearing is the easy-on/easy-off solution for damage-free shafting, reduced vibration and greater cost/inventory savings.

The GRIP TIGHT Adapter is shaft-ready right out of the box and offered in a variety of housing styles for normal and medium duty

operations. It accommodates commercial grade and some undersized shafting to lower costs, and all GRIP TIGHT Adapter assemblies fit into a standard DODGE ball bearing housing.


Plus, this DODGE bearing has been specifically engineered to run at higher speeds and operate cooler for longer grease life.

In test comparisons, the DODGE GRIP TIGHT Adapter bearing even proved it could suppress fretting corrosion and scarring to shafts and journals, thus saving not only time but added labor /maintenance costs.

DODGE®



GRIP TIGHT® ADAPTER ADVANCEMENTS THAT LOW



■ Non-metallic retainer provides added strength.

■ Grade 10 balls promote quiet operation.

■ Case-carburized inner ring ensures greater wear resistance and longer life.

■ PROGUARD PLUS™ seal with flingers protects by keeping lubricants in, contaminants out.

■ Locknut/Inner-ring interface acts as bearing puller to ease disassembly

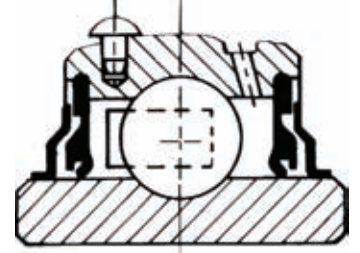
■ Rugged housing for easy installation and alignment.

FULL CONTACT ON SHAFT FOR BETTER GRIP, LESS VIBRATION
Setscrew locking can distort the inner ring and cause system-induced vibrations. But with the DODGE GRIP TIGHT Adapter*, the adapter attaches itself to the shaft for full concentric contact-360° through the length of the bearing.
*Patent Numbers 6,939,053 & 7,305,767



- Available in 1/2" - 3-1/2" (17 mm - 70 mm) sizes, normal and medium duty
- Runs at higher speeds
- Self-Aligning
- Operates cooler for longer grease life
- Accommodates commercial grade and undersize shafting to lower costs

DODGE PRO-GUARD PLUS SEAL
PROGUARD PLUS seal with flingers, a combination contact land-riding seal and labyrinth, keeps lubricants in, contaminants out.



ER YOUR TOTAL COST OF OWNERSHIP



GRIP TIGHT FAMILY

Off-the-shelf and shaft ready, the DODGE GRIP TIGHT Adapter ball bearing is offered for normal and medium duty in a variety of styles, including pillow block; tapped base; two-, three-, and four-bolt flange; piloted flange; take-up; and E-Z KLEEN® designs.

This versatility lets you select the proper GRIP TIGHT Adapter bearing for your specific application.



Typical Fretting corrosion and shaft damage with Setscrew Bearing



No Fretting corrosion or shaft damage with GRIP TIGHT Adapter Bearing Assembly

DAMAGE FREE SHAFTING

The new DODGE GRIP TIGHT Adapter bearing features a unique adapter-mount design that is specifically developed to withstand the axial forces that are generated during mounting or dismounting. The adapter provides superior holding power, as well as suppresses fretting corrosion and vibration.

TEST RESULTS

In test comparisons, a setscrew mounted bearing promotes shaft fretting corrosion and scarring. But, the new DODGE GRIP TIGHT Adapter bearing comes off the shaft quickly and reveals no shaft fretting corrosion or scarring. With this bearing, there is no need to recondition your shafting so you save time and avoid added labor/maintenance costs.




GRIP TIGHT[®] ADAPTER ADVANCEMENTS THAT LOW

EASY ON, EASY OFF

Like the DODGE IMPERIAL bearing, the DODGE GRIP TIGHT Adapter ball bearing is shaft-ready right out of the box. It can be installed or removed quickly, because there is no assembly and no special tools needed for installation.

During mounting, the patent pending collar/inner ring system locks the tapered adapter sleeve under the bearing and onto the shaft. To dismount, the built-in bearing puller pulls the bearing off the adapter and pushes the adapter in the opposite direction (out from under the bearing).



The DODGE GRIP TIGHT Adapter saves you time and money with its “EASY ON, EASY OFF” design!



LESS PRODUCT INVENTORY FOR SIGNIFICANT COST SAVINGS

With the DODGE GRIP TIGHT Adapter ball bearing, you can reduce your inventory as much as

25%-45%. Rather than inventory a complete line of individual bore sizes for each housing style, you can now purchase a housing assembly and adapters separately, with the adapter determining the bore size within a housing series.



SERIES	SHAFT SIZE	COMPLETE UNIT DESCRIPTION	UNIT W/O ADAPTER DESCRIPTION	ADAPTER/NUT ASSEMBLY DESCRIPTION
206	1	P2B-GTM-100	P2B-GT-06	AN-GTM-06-100
	25mm	P2B-GTM-25mm		AN-GTM-06-25M
	1 1/8	P2B-GT-102		AN-GT-06-102
	1 3/16	P2B-GT-103		AN-GT-06-103
	1 1/4	P2B-GT-104S		AN-GT-06-104
	30mm	P2B-GT-30M		AN-GT-06-30M



World Headquarters

P.O. Box 2400, Fort Smith, AR 72902-2400 U.S.A., Ph: (1) 479.646.4711, Fax (1) 479.648.5792, International Fax (1) 479.648.5895

Baldor - Dodge

6040 Ponders Court, Greenville, SC 29615-4617 U.S.A., Ph: (1) 864.297.4800, Fax: (1) 864.281.2433

www.baldor.com